

Role of Humic fertilization on reducing water deficit and its relation to fruit yield of Okra and water productivity

¹Alaa Salih Ati

²Dunya Husain Wally

³Alwand Tahir Dizaye

¹ Department of desertification -College of Agriculture – University of Baghdad –
Republic of Iraq

^{2,3} Department of soil and Water Recourse -College of Agriculture- University of
Salahaddin – epublic of Iraq

¹ E-mail: salih_alaa@yahoo.com, alaaati2017@gmail.com

Abstract

A experimental was conducted during summer season 2016 at *Agricultural College- Baghdad University, Iraq* to determine the actual consumptive use by okra crop (*Abelmoschus esculentus* L.) under deficit irrigation conditions and humic fertilizer, as well as the assessment the productivity of water and yield. Four irrigation treatments were used 1.Full irrigation (traditional - control), irrigation was imposed at 50% depletion of available water (T₀). 2. Deficit irrigation: cutting or omitting irrigation for 15 days in initial vegetative growth stage (T₁). 3. Deficit irrigation: cutting or omitting irrigation for 15 days in middle vegetative growth stage (T₂). 4. Deficit irrigation: cutting or omitting irrigation for 15 days in flowering stage (T₃). Humic acid treatments included application of 4 rates (0, 10, 20 and 40)kg ha⁻¹. The results show the depth water applied was varied with irrigation treatment reached 1115, 1065, 1000 and 994 mm season⁻¹ and water productivity recorder 0.60, 0.44, 0.65 and 0.56 kg m⁻³ for (T₀, T₁, T₂ and T₃) respectively. The humic fertilization increased N, P and K content in okra fruit and theses indicated the role of humic acid to increasing vegetative growth (plant height, leafs number and leaf width), and leading to increase the amount of processed food and fruit yield.

Key word: Humic fertilizer. Water deficit. NPK content in fresh fruit. Water productivity. Okra

Introduction

Climatic conditions for agricultural production have been undergoing changes with global warming (4 and 14), causing changes not only in crop growth and development, yield and quality but also in phenological time (9 and 15).

Irrigation technologies and irrigation scheduling must be adapted more effective and rational uses of limited supplies of water, these technologies must not necessarily be based on full crop water requirement, but ones which will be designed to ensure the optimal use of allocated water such as tillage practices, mulching which can reduce the demand for irrigation water and water deficit is another way can be maximized for higher yields per unit of irrigation water (3), many research has been conducted for development of simple models to predict crop yield from evapotranspiration for

irrigation project planning (5 and 6).

The consumptive use of okra ranged 326 - 374 mm, and the weekly Kc values from 0.38 at the initial stage of crop growth to 1.05 at the mid-season stage and dropped to 0.40 at the end of the late season stage (10). Okra (*Abelmoschus esculentus L.*) is a traditional vegetable crop in many countries, and it is a member of the malvaceae family and cultivated widely in middle and south Iraq. The nutritional composition of okra includes: magnesium, iron, oil and carbohydrates, protein, calcium and phosphorus; okra fruit contain approximately 21% protein, 14% lipids and 5% ash (8). The present study aims to investigate the role of humic fertilizers on reducing water deficit, fruit yield of okra and water productivity. There is very little information regarding optimum humic fertilizer doses for okra in Iraq especially when water is scarce. Hence, it is

important to estimate the humic fertilizer optimum dose and water requirement. Therefore, the aim of this study were to investigate the effect of level of humic fertilizer and water applied on the fruit yield and water productivity of okra.

Material and Methods

A field experiment was carried out in the field of Agricultural Collage- University Baghdad/ Al - Jadriya during spring season 2016. Some soil properties (Table 1) were determined according to methods described in Black(2) and Page *et. al.* (11).

Okra (*Abelmoschus esculentus* L.) (synthetic cv. local, Batra) was transplanted manually at a depth of 3-5 cm on 15/April/ 2016, and harvested every 4 days and accumulative total pod yield at the end of experiment in 30/August/2016. The experiment was a Split Plot Design with Randomized Complete Block Design (R.C.B.D) with three replications. Irrigation treatment

represents the main plot and humic acid fertilizer treatment as sub plot. Experimental plots were 6 m² (3m × 2m) and plants spaced 0.30 m × 0.80 cm between rows. Plots were separated 2 m from each other. Irrigation treatments included: 1.Full irrigation (traditional - control), irrigation was imposed at 50% depletion of available water (T₀). 2. Deficit irrigation: cutting or omitting irrigation for 15 days in initial vegetative growth stage (T₁). 3. Deficit irrigation: cutting or omitting irrigation for 15 days in middle vegetative growth stage (T₂). 4. Deficit irrigation: cutting or omitting irrigation for 15 days in flowering vegetative growth stage (T₃).Humic acid treatments included application of 4 rates 0, 10, 20 and 40 kg ha⁻¹. The properties of humic acid fertilizers used its: Humidity 7%, Dissolution 99.8%, Humic Acid 90% and Organic Matter 85%). Nitrogen, phosphorus and potassium were applied in the rates of 100 N ha⁻¹ , 50 P ha⁻¹ and

50 kg K ha⁻¹ respectively to all treatments. Fertilizers were placed in bands on the side of each row and covered by soil (side dressed). Weeds and all the required farming management were done as recommended.

All plots were irrigated with river water (ECi =1.4 dS m⁻¹). The soil depth of the effective root zone is increased from 0.20m at planting

till shoot growth to 0.50 m at vegetative growth and the stage of fruit formation. Irrigation system was surface flow irrigation through line pipe provided with meter gages for measuring water applied. Soil water content was measured gravimetrically. The amount of water depth was calculated according to Allen *et al.* (1).

$$d = D \times P_b \times \frac{(Q_2 - Q_1)}{100}$$

Where:

d = Depth of water added (mm)

D = irrigation root zone depth (mm)

P_b = Bulk density of soil (Mg m⁻³)

Q_2 = Percentage of soil moisture at field capacity

Q_1 = Percentage of soil moisture before irrigation

At harvest time, a sub sample of 10 plants was taken from each plot to measure plant height, leaf number plant⁻¹, leaf width and fresh fruit yield (kg ha⁻¹) and concentration of N, P and K in

Okra fruit(11). Least significant differences(L.S.D)were used to differentiate means at the 0.05 level (12). Water productivity was calculated according to the following equation:

$$\text{water productivity} = \frac{\text{yield (kg h}^{-1}\text{)}}{\text{Total water applied (mm)}}$$

Table 1: Some chemical and physical soil properties

Properties	Unit	Value
pH	---	7.12
EC(1:1)	dS m ⁻¹	2.60
Organic matter	g kg ⁻¹	12.30
Available N		46.4
Available P	mg kg ⁻¹	68.18
Available K		93.93
Sand		410
Silt	g kg ⁻¹	250
Clay		340
Texture		clay loam
Bulk density	Mg m ⁻³	1.33
Water content at FC		0.243
Water content at WP	cm ³ cm ⁻³	0.094
Available water		0.149

Result and Discussion

Results of depth water applied are presented in Fig.1. It is appeared that number of

irrigations were 22 and 20 for traditional and deficit irrigation treatment consuming 1115, 1065, 1000 and 994 mm for the four water treatments T₀, T₁, T₂ and

T₃ respectively. The differences in the amount applied are due to the cuttings of some irrigation in the deficit treatment.

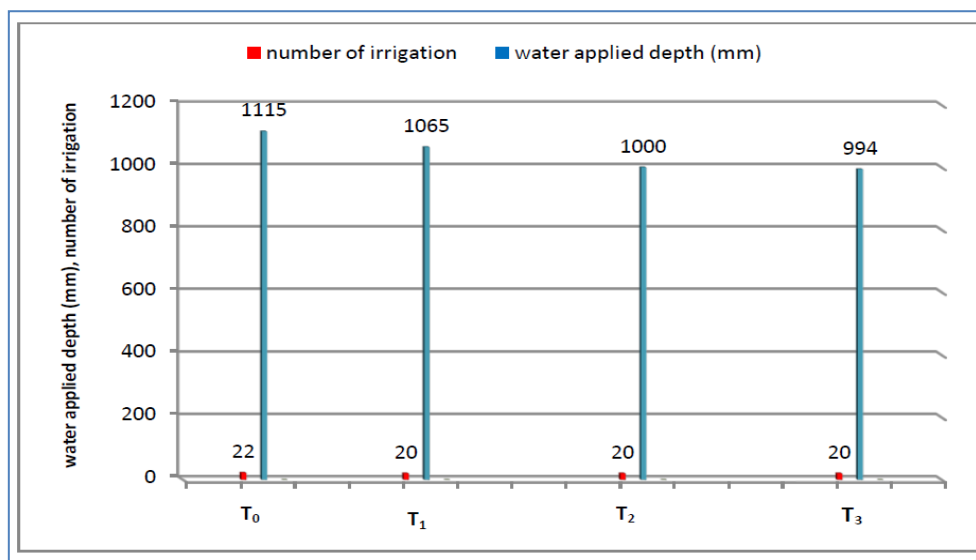


Figure 1: The mean water applied depth and number of irrigation for traditional and deficit irrigation.

Effects of rates of humic acid and water applied on growth and yield of okra were presented in Table 2, 3, 4 and 5. All parameters were significantly higher at traditional irrigation excepted cutting or omitting irrigation for 15 days in middle vegetative growth stage (T₂) compared to T₁ and T₃. This can be due to the quality of water used and the stage growth during the growing season, as well as

the water stress is usually the main physical limitation to yield and growth of vegetable (13). Studies of water requirements for okra under surface irrigation of calcareous soil in Iraq are very limited if any. Generally speaking and as a main effect of humic acid on growth and yield of okra, the rate 40 kg humic acid ha⁻¹ was the best for all parameters with no significant differences than 20 kg humic

acid ha^{-1} . This means the possibility of used 20 kg ha^{-1} and don't need to use more the rate of fertilizers dose, and achieved the good parameters of growth factors and production, as well as reduce the economical parameters of production costs and fertilizers added.

Table 2. Plant height (cm) of okra as affected by the irrigation treatments and humic acid levels

Irri. Treat.	Humic acid levels (kg ha^{-1})				Mean
	0	10	20	40	
T ₀	145	163	183	185	169
T ₁	129	134	144	151	140
T ₂	143	165	181	183	168
T ₃	134	148	156	161	150
Mean	138	153	166	170	
LSD	Irrigation	Humic acid	Irrigation Treatment \times Humic acid levels		
0.05	2.42	3.12	5.67		

These results reflex how much irrigation water can be saved and the same time to produce the available nutrients for plant with least possible. Humic acid increased N, P and K content in

fruit Okra (Fig. 2), and theses indicated the role of humic acid to increasing vegetative growth (plant height, leafs number and leaf width), and leading to increase the amount of processed

food and fruit yield, also the increase may be to the effect of humic acid in the plant's bio efficiencies, increasing nutrient uptake and thus increasing the

rate of plant growth, as well as increasing the number and size of the cells as a result of increased biological and enzymatic activity in the plant's cells (7 and 16).

Table 3. Leaf number plant⁻¹ as affected by the irrigation treatments and humic acid levels

Irri. Treat.	Humic acid levels (kg ha ⁻¹)				Mean
	0	10	20	40	
T ₀	25	28	32	32	29
T ₁	19	21	23	24	22
T ₂	23	29	31	32	29
T ₃	21	24	26	27	25
Mean	22	26	28	29	
LSD	Irrigation	Humic acid	Irrigation Treatment × Humic acid levels		
0.05	1.56	1.11	3.27		

Figure,3 show high value of water productivity at T₀ and T₂ compared to T₁ and T₃. The reason for the high value of water productivity

for T₂ 0.65 kg m⁻³ compare to T₀ , T₁ and T₃ recorder 0.60, 0.44 and 0.56 kg m⁻³ respectively to lower amounts of added water (1000

mm) and greater fruit yield (6440 kg ha⁻¹) as well as the availability of rain in season (37.7 mm during April and may months) and low temperatures help the formation the plant dry matter contributed to mainly in fresh fruit formation during the period of interruption rain. While the reason low efficiency, due to avoid exposure okra crop to reducing water in initial vegetative growth stage T₁

and flowering vegetative growth stage T₃ and this means that the plant's not ability to avoid stress in these two stages. Either this result indicted the role of irrigation treatment interaction with humic acid levels lead to increased wetted soil volume inside root zone and this mean increasing in water volume which was stored in root zone.

Table 4. Leaf width (cm) as affected by the irrigation treatments and humic acid levels

Irri. Treat.	Humic acid levels (kg ha ⁻¹)				Mean
	0	10	20	40	
T ₀	22	25	30	31	27
T ₁	18	20	23	25	22
T ₂	23	27	30	32	28
T ₃	20	24	27	28	25
Mean	21	24	28	29	
LSD	Irrigation	Humic acid	Irrigation Treatment × Humic acid levels		
0.05	1.35	1.63	1.97		

Table 4. Total fruit yield (kg ha⁻¹) as affected by the irrigation treatments and humic acid levels

Irri. Treat.	Humic acid levels (kg ha ⁻¹)				Mean
	0	10	20	40	
T ₀	5342	6120	7348	7468	6570
T ₁	4121	4659	4876	4976	4658
T ₂	5218	6131	7178	7231	6440
T ₃	4855	5379	5874	6017	5531
Mean	4884	5572	6319	6423	
LSD	Irrigation	Humic acid	Irrigation Treatment × Humic acid levels		
0.05	138.54	142.1	213.12		

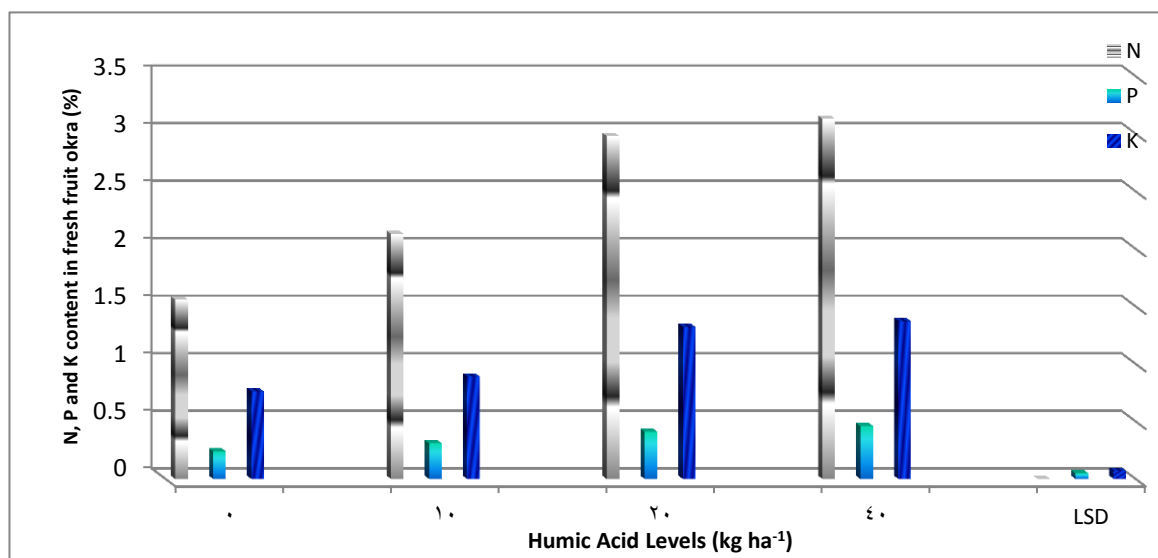


Fig. 2 The effects addition of humic acid levels in N, P and K content in fresh fruit Okra.

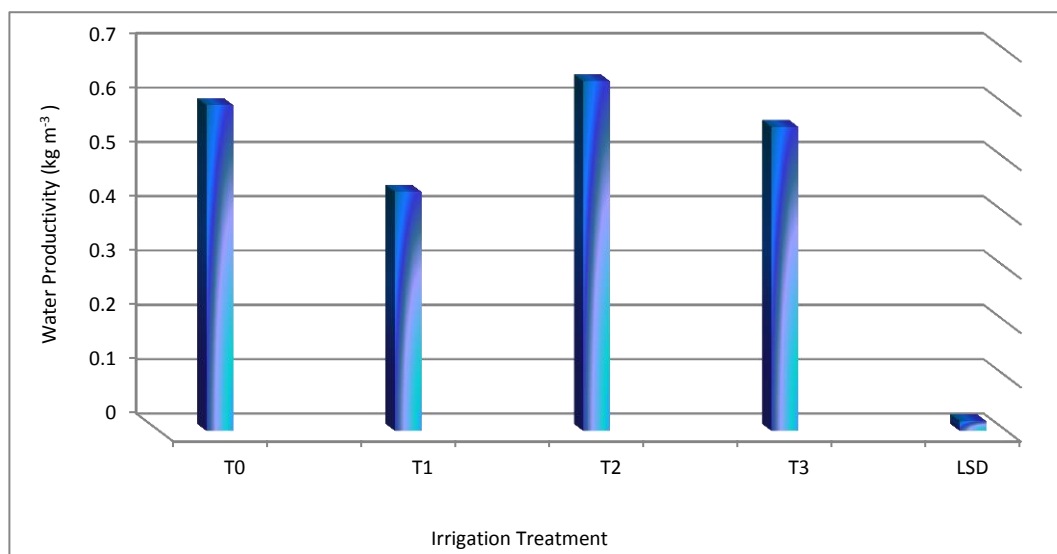


Figure 3: The effects of irrigation treatments in water productivity.

Recommended

It can be recommended to the inability crop okra to the interruption of irrigation in the middle stage of vegetative growth. Also humic acid fertilizer application doses have been reported to cause significant effect on plant height, leaf width and number, fresh fruit yield of okra in middle region of Iraq.

References

1. Allen, R.G.; L.S. Perira,; D. Raes, and M. Smith. 1998. Crop Evapotranspiration. FAO Irrigation and Drainage paper 56, Rome. Italy.
2. Black, C. A. 1965. Methods of Soil Analysis. Physical & mineralogical properties. Madison. Wisconsin, USA
3. Boland, A. M.; P. Mitchell; I. Goodwin, and D. Connor. 1993. The effect of regulated deficit irrigation on tree water use and growth of peach. Journal of Horticultural Science 68: 261-274.
4. Cleland, E.; I. Chuine; A. Menzel; H. Mooney, and Schwartz, M.2007. Shifting plant phenology in response to global change. Trends in Ecology and Evolution, 22: 357-365.

5. Doorenbos, J. and A. Kassam.1986. Yield response to water. FAO Irrigation and Drainage Paper No.33, Rome. Italy.
6. Howel, T. and J. Musick. 1985. Relationship of dry matter production of field crops to water consumption. Crop water requirements, A. Perrier and Ch. Riou, eds., Paris, 247–269. France.
7. Iyagba1, A.; B. Onuegbu, and Ibe, A.2013. Growth and yield response of okra (*Abelmoschus esulentus* (L.)Moench) to NPK fertilizer rates and weed interference in South-eastern Nigeria. Journal of Agricultural Science and Soil Science,3(9): 328-335.
8. Jrey, A.; A. Abdulaziz and Jasim, H.2010. Effect of planting date and soaking of seeds in the local Variety of Okra grown in non-heated greenhouses. Al-Furat Journal of Agricultural Sciences, 2(3):55-60.
9. Laux, P.; G. Jackel; R. Tingem and Kunstmann, H. 2010. Impact of climate change on agricultural productivity under rain fed conditions in Cameroon—A method to improve attainable crop yields by planting date adaptations. Agricultural and Forest Meteorology,150: 1258-1271.
10. Odojin, A.; J. Oladiran; J. Olaipo and Wuya, E.2011. Determination of evapotranspiration and coefficient for bush Okra in a sub humid area of Nigeria. African Journal of Agricultural Research, 6 (17): 3949-3953.
11. Page, A.L.; R.H. Miller, and Keeney, D. R.1982. Soil analysis. Part 2 chemical and microbiological properties. ASA, SSSA .Madison, Wisconsin, USA.
12. SAS. 2012. Users guide, Statistics SAS, Inst. Gary, N.C. USA.
13. Sasani, S.; M. Jahansooz, and Ahmadi, A.2004. The effects of deficit irrigation on Water-use efficiency, yield, and quality of forage pearl

millet.[http://www.cropscience.org.au/icsc2004/poster/1/5/1632_sh_ahryars.htm](http://www.cropsscience.org.au/icsc2004/poster/1/5/1632_sh_ahryars.htm).

14. Schwartz M. R. and A. A. Ahas.2006. Onset of spring starting earlier across the Northern Hemisphere. Global Change Biology,12: 343-351.
15. Van Oort P.; B. Timmermans; H. Meinke and Van Ittersum, M.2012. Key weather extremes affecting potato production in the Netherlands. European Journal of Agronomy, 37:11-22.
16. Veysel S.; A. Kusvuran and Kokten, K.2011. The effect of different replications of humic acid fertilization on yield performances of common vetch (*Vicia sativa L.*). African Journal of Biotechnology,10(29):5587-5592.